

# Burn it Smart!

**SAFER • EFFICIENT • HEALTHIER**

*Enjoy the Fire - Not the Smoke!*



# Canada Wide Standards (CWS)

- CCME: June 2000, the federal, provincial, and territorial governments (except Quebec) signed the CWSs for PM and ozone.
- commitment to reduction of ambient PM by 2010
- CWS for PM 2.5 is 30 ug/cubic meter (24 hour)
- Residential wood combustion: significant source of PM 2.5 & 10, and VOCs.



# Joint Initial Actions for CWS

- Update of the CSA standards for wood burning appliances
- Development of a national regulation for new, cleaner burning residential wood heating appliances
- National public educational program
- An assessment of the option of a national wood stove upgrade or change-out program.



# Multi-Stakeholder Effort

## Burn it Smart! is a team effort:

- All levels of government: Federal, Provincial, Territorial and Municipal;
- Hearth industry;
- National partners; and
- Local ENGOs



# Campaign Contributors 1999-2003

- Alberta Environment Ministry
- Atlantic Wood Energy Technicians Association
- Annapolis Valley Home Builders Association
- Association des professionnels du chauffage
- Canada Mortgage and Housing Corporation
- Canadian Centre for Pollution Prevention
- Canadian Environmental Network
- Canadian Home Builders' Association
- Canadian Lung Association
- Central Okanagan Regional Air Quality
- City of Montreal
- Clean Air Foundation
- EcoSuperior Environmental Program
- Elora Center for Environmental Excellence
- Environment Canada
- Fire Prevention Canada
- Health Canada
- Hearth, Patio and BBQ Association of Canada
- Meewasin Valley Authority
- Ministry of Environment Quebec
- Ministry of Health Quebec
- New Brunswick Lung Association
- Nova Scotia Ministry of Natural Resources
- Natural Resources Canada
- Nature-Action Québec
- The Environment Network
- Western Hearth Products Association
- Wood Energy Technicians of British Columbia
- Wood Energy Technology Transfer (WETT)
- Wood Heat Organization
- Yukon Conservation Society
- Yukon Development Corporation



# Grassroots Campaign



National in 2002-2003

**300+ free public workshops in  
200+ communities**

**(total national attendance ~5800)**



**Some special sessions for:**

- fire safety professionals
- municipal inspectors
- insurance inspectors
- chimney sweeps



# Some Local Host's Activities include:



- radio, cable PSAs & interviews
- mall & window displays
- essay and colouring contests
- media events
- draws and door prizes
- offering home inspections
- offering energy audits
- change-out programs



# Workshop Objectives

- Introduce and review options in wood heating
- Improve safety
- Get more heat from your appliance
- Introduce new technology EPA appliances
- Raise awareness of the smoke - health link
- Reduce emissions
- Answer “burning” questions





# 2½ + Hour Workshop: Common Presentation Developed

Introduction  
Heating with Wood  
Firewood  
Health & Environmental Impacts

---

*break*

Planning a Wood Heat System  
Safety  
Review & Wrap-up  
Fill-in Surveys



# Logistics

Workshop delivered by multi-expert panel

Examples of experts:

## Safety

Fire department staff  
Fire prevention officers  
Fire marshal staff

## Health

Local lung  
association staff  
Local health  
department staff

## WETT certified

Chimney sweep  
Hearth retailer  
Hearth distributor  
Home inspector  
Insurance agent

## Environment


NGO themselves  
Environment Canada staff  
Provincial environment  
ministry staff




# Example presentation pages:

### Advanced EPA Stoves

Steel Stove




Cast Iron Stove



**Burn it Smart!**  
www.burnitsmart.org


### A cord of wood is 4' x 4' x 8'



- Pictured here are three 16" face cords or one full cord
- Firewood length and diameter should be matched to the stove
- Store wood outside under cover

**Burn it Smart!**  
www.burnitsmart.org

### EPA label




← lower number better

**Burn it Smart!**  
www.burnitsmart.org

### Wood smoke is ...

- unburned fuel / wasted energy
- what leads to dangerous creosote in chimneys
- unhealthy air pollution (more than 100 substances)...

PM<sub>10</sub> acrolein formaldehyde dioxins  
 polycyclic aromatic hydrocarbons  
 carcinogens carbon monoxide benzene  
 benzo(a)pyrene



**Burn it Smart!**  
www.burnitsmart.org

### Detection Devices Save Lives!

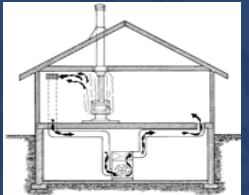
- Install a smoke alarm and CO detector (as required by the National Fire Code of Canada)
- Keep a fire extinguisher nearby


+

+


**Burn it Smart!**  
www.burnitsmart.org

### Location, Location, Location.



- Locate stoves in the main living area
- Install the chimney inside, not up an outside wall
- Open floor plans are good for heat distribution
- Where possible, turn on the furnace fan to distribute heat

**Burn it Smart!**  
www.burnitsmart.org



# Materials - information sheets


**Burn it Smart!**  
 www.burnitsmart.org  
 1 866 838-5661 (toll free)

**– and Healthy**

## Health Fact sheet

**Understanding Health and Heating with Wood**

Many Canadians use wood to heat their homes or to simply enjoy a wood fire, but burning wood can also release pollutants into the air that can be inhaled. When poor burning techniques are used, wood smoke contains harmful pollutants that can trigger coughs, headaches and eye and



**Wood Energy Technology Transfer Inc.**

**What Is WETT Inc.?**

Wood Energy Technology Transfer Inc. (WETT Inc.) is a non-profit training and educational association. Through professional training and

**Who Are WETT-Trained Professionals?**

To become a WETT-trained professional requires the completion of one of WETT Inc.'s educational streams. Training consists of a minimum of four days of formal training followed by written examinations. Before WETT certificates are issued, a minimum of 80 weeks of related field experience must be declared. Some types of certified professionals include wood-burning appliance installers and inspectors, hearth retail repre-

## WETT Fact sheet

**Burn it Smart!**  
 www.burnitsmart.org  
 1 866 838-5661 (toll free)

**– and Safely**

**The Safety Implications of Inefficient Wood Heat**

Every year thousands of Canadians safely heat their homes with wood. Unfortunately, some homes are lost to fires caused by poor operation and maintenance of home heating equipment.

- Never burn driftwood, particleboard, plywood or any other painted or treated wood. These release toxic chemicals when burned and can contribute to creosote buildup.

## Safety Fact sheet

**Burn it Smart!** www.burnitsmart.org

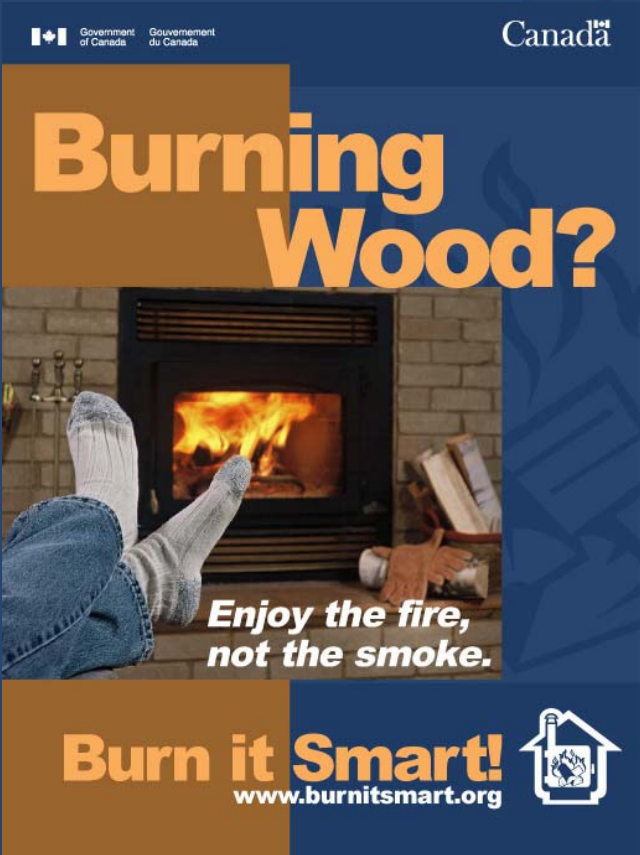
Enjoy the benefits of your wood fire in comfort by taking a few simple steps. Which of these steps will you start with?

- ... Burn dry, well-seasoned wood that has been split properly. Green wood is a major culprit in the creation of creosote.
- ... Regularly remove ashes from place. Store them outside in a container in a safe area away from house to avoid creating a fire hazard.
- ... Store wood outdoors, covered. Bringing in the amount of wood needed for only a day reduces the chance of allergy-causing mould spores circulating indoors.
- ... Ensure that flammable household items like drapes, furniture, newspaper are away from the heat.

## Simple tips to start with



# Materials *continued* ...



Poster



Brochure



Static window

decal



# Materials continued ...

Government of Canada / Gouvernement du Canada

**Burn it Smart!**

www.burnitsmart.org



**Chauffage au bois: Soyons responsables!**

www.chauffageaubeis.org

Canada

**Enjoy the fire, not the smoke** / **Profitez de la chaleur, non de la fumée**

**Think Safety FIRST** / **Pensez à la sécurité d'abord**

Where there's smoke, there's pollution / *Fumée est synonyme de pollution*

**Go to the PROFESSIONALS** / *Les professionnels sont la voie à suivre*

**A Hot New STOVE** / *Un poêle tout chaud, tout neuf*

**EPA Certified** (U.S. Environmental Protection Agency) / *Certifiés par l'EPA (U.S. Environmental Protection Agency des États-Unis)*  
Up to 90% less smoke and 1/3 less wood / *Réduction de fumée jusqu'à 90% puis 1/3 de moins consommation de bois*

**What to Burn?** / **Quoi brûler?**

**Burn Only:** Clean, dry wood / *Utiliser seulement: Du bois propre et sec, Du bois bien fend et bien sec*

**Never Burn:** Wet or green wood, Household garbage including plastic or cardboard, Painted, stained wood or pressure-treated wood, Particleboard or plywood, Glossy magazines / *Ne jamais utiliser: Du bois humide ou vert, Des ordures ménagères comme le plastique ou le carton, Du bois peint, traité ou traité sous pression, De l'aggloméré ou du contreplaqué, Des magazines en papier glacé*

**Detection Devices Save Lives** / *Les détecteurs sauvent des vies*

www.burnitsmart.org / www.chauffageaubeis.org

Government of Canada / Gouvernement du Canada

Canada

**Burn it Smart!**

**SAFE • EFFICIENT • HEALTHY**

**Enjoy the Fire - Not the Smoke!**

**Burn it Smart!**  
www.burnitsmart.org



## Core Electronic Presentation

## Display for exhibitions



# Wood Stove Demonstration Trailer

The “Burn” Trailer showcases EPA approved technologies



while comparing smoke from the stacks of both old and new technologies



# Please! Don't Burn...

- Garbage
- Plastic
- Styrofoam
- Paper/cardboard
- Painted Wood
- Newly cut wood, wet wood
- Wood taken from salt water
- Pressure treated wood, particle board, plywood





# Resource Centres...



Enjoy the fire, not the smoke  **Burn it Smart**

- HOW TO BURN SMARTER
- WHAT THE EXPERTS SAY
- HIGH EFFICIENCY PRODUCTS
- HEALTH, SAFETY & ENVIRONMENT
- WOOD HEATING COMMUNITIES
- CAMPAIGN CONTRIBUTORS
- CAMPAIGN MATERIALS
- BURN IT SMART BACKGROUND

[www.burnitsmart.org](http://www.burnitsmart.org)  
[www.chauffageaubeis.org](http://www.chauffageaubeis.org)

Technical Help Line  
1-866-838-5661



## ***Benefits to Continuing in 2003-04***

- Additional air toxics reductions
- Improved safety and health
- NRCan waiver for communities to use “Burn it Smart” on their own
- Build on momentum - many communities are willing to partner to increase workshop attendance and widen messaging
- Increased engagement with First Nations



## *Challenges to Continuing in 2003-04*

- Lack of resources to maximize campaign potential
  - workshop cost (\$)
  - marketing & advertising (\$\$)
  - Seminar aids, TV show (\$\$\$)
  - pilot of ongoing change-out program (\$\$\$\$)
- Limited workshop success without proper marketing
- Consumers respond to monetary incentives
- Without change-outs - limited emission reductions



# Plans for 2003-04

- NRCan and WETT toll free line.
- WETT-BC June session (mainland BC)
- EC-On, HPBAC and WETT working toward a FN workshop series
- EC-QC, bringing the BitS display to home shows and environment shows.
- EC-QC and HC web site development including some BitS information
- EC-ON pilot project.

